

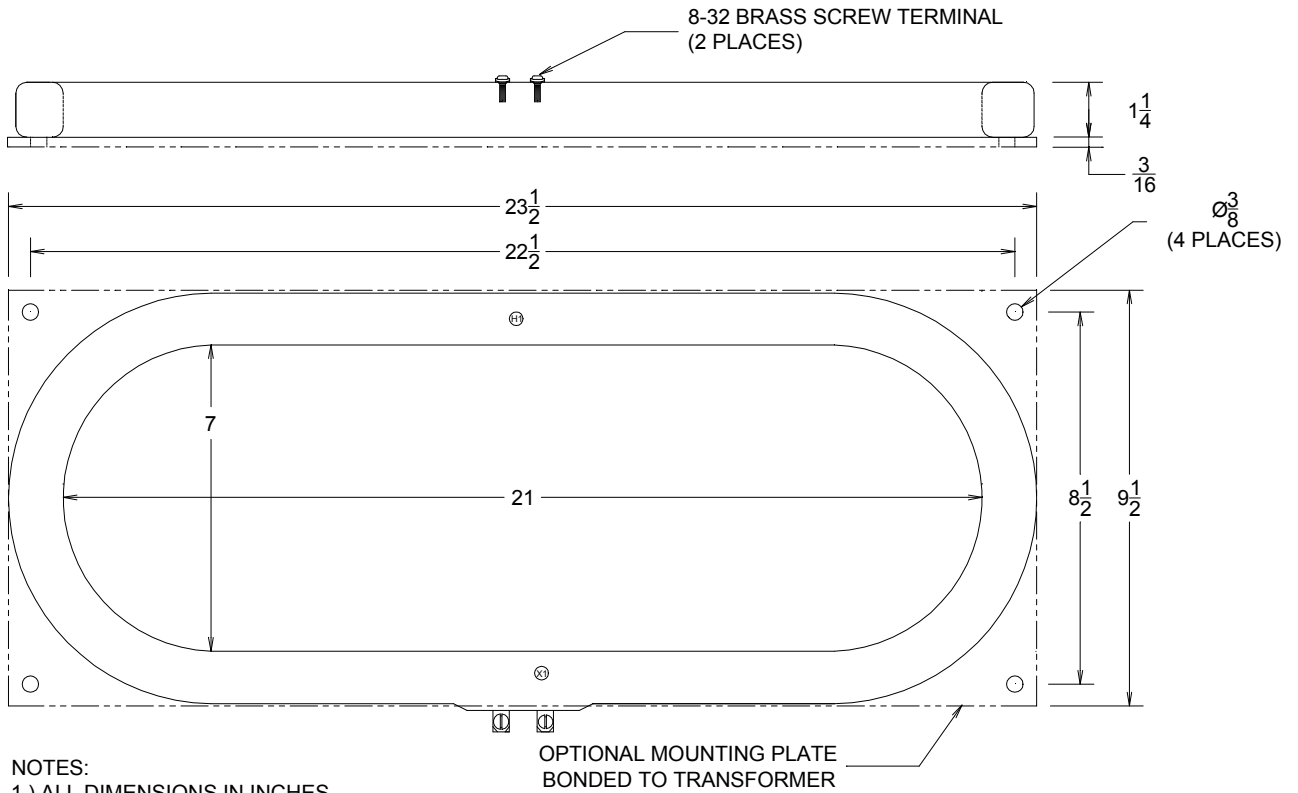
W.I.C.C. Ltd
 119 MULLER RD
 PO Box 252
 WASHINGTON IL 61571
 (309)-444-4125
 FAX (309)-444-3313

CURRENT TRANSFORMER MODEL J7/21

7" x 21"

PAGE No 2-10

18DEC00



NOTES:
 1.) ALL DIMENSIONS IN INCHES
 2.) ALL DIMENSIONS REF ONLY

Specifications


- Secondary sources 5 amps AC at rated F.S. primary current
- Nominal operating frequency range is 50-400HZ
- Thermal rating factor is 1.33 @ 30C for all ratios
- Insulation voltage class is 0.6KV BIL 10KV
- For indoor applications only
- Reference documents IEEE C57.13, UL1244, CSA CAN3-C13-M83, and IEC 44-1
- Enclosure is multi-layer tape buildup with heavy vinyl finish, color is black
- Optional plate is XX phenolic

Options, contact Factory for information

- 2.0, 5.0, and 10 VAC output at F.S. primary amperage. Other non-standard ratings also available.
- 1 A output at F.S. primary amperage. Other non-standard ratings also available
- Thermal ratings above 1.33 for selected ratios
- 8-32 Screw Terminals or #16 AWG UL 1015 Lead Wires
- Custom lead wire lengths and types

7" x 21"

CURRENT TRANSFORMER
MODEL J7/21

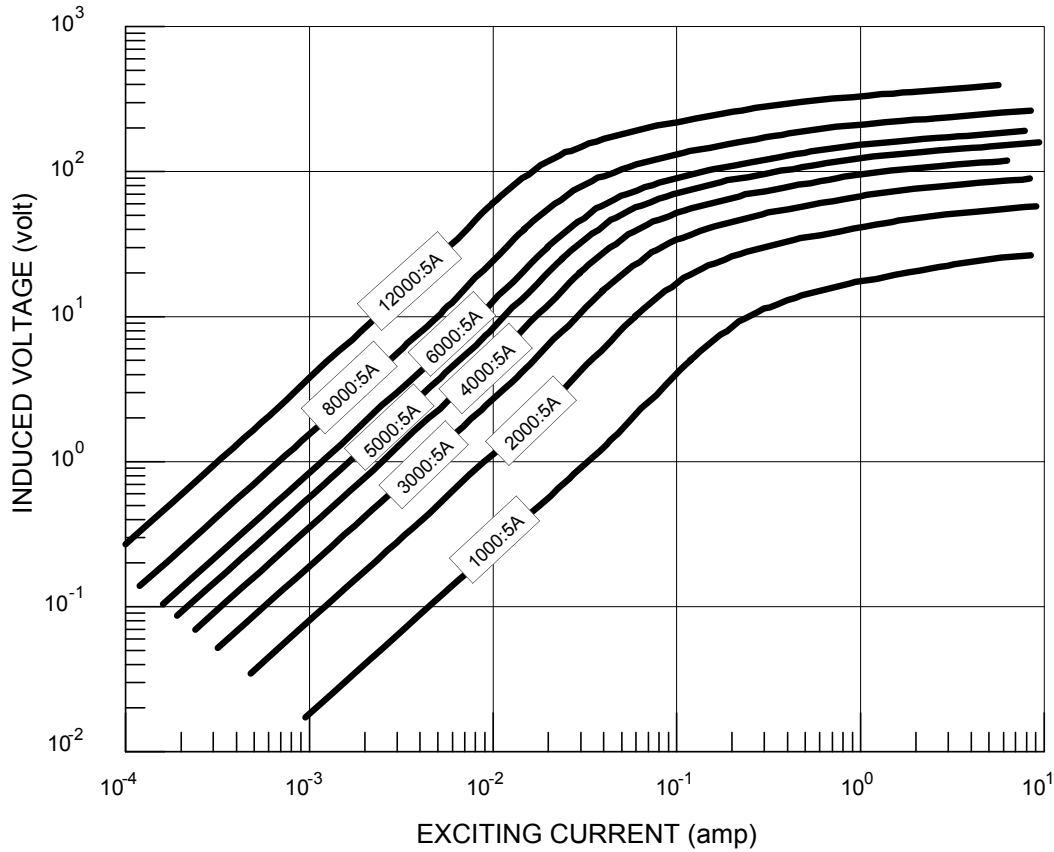


W.I.C.C. Ltd
 119 MULLER RD
 PO Box 252
 WASHINGTON IL 61571
 (309)-444-4125
 FAX (309)-444-3313

PAGE No 2-11

REV 18DEC00

TYPICAL EXCITATION CURVE FOR WICC MODEL J7/21 at 60HZ



| W.I.C.C. PART NUMBER * | RATIO | ACCURACY @ 60HZ | | NOMINAL WINDING RESISTANCE (ohm) |
|------------------------|----------|-----------------|-------------|----------------------------------|
| | | ± % | BURDEN (VA) | |
| J7/21-1000-00-xxx | 1000:5A | 1.0 | 6 | 0.31 |
| J7/21-2000-00-xxx | 2000:5A | 1.0 | 40 | 0.60 |
| J7/21-3000-00-xxx | 3000:5A | 1.0 | 100 | 0.91 |
| J7/21-4000-00-xxx | 4000:5A | 1.0 | 100 | 1.21 |
| J7/21-5000-00-xxx | 5000:5A | 1.0 | 100 | 1.51 |
| J7/21-6000-00-xxx | 6000:5A | 1.0 | 100 | 1.84 |
| J7/21-8000-00-xxx | 8000:5A | 1.0 | 100 | 2.50 |
| J7/21-12000-00-xxx | 12000:5A | 1.0 | 100 | 3.90 |

* "xxx" describes termination: "T" FOR BRASS SCREW TERMINALS and "Lyyy" FOR LEAD WIRES (Where "yyy" is the lead length in inches. For example, "L24" represents 24 inch long lead wires.)